

GENERAL FUND INFORMATION

Launch date: 8 June 2009
Launch price: 100.00p
Fund type: OEIC, UCITS
Daily dealing valuation point: 12 noon
IMA sector: Global

Fund Data as at 30/06/2018

Fund size: £234m

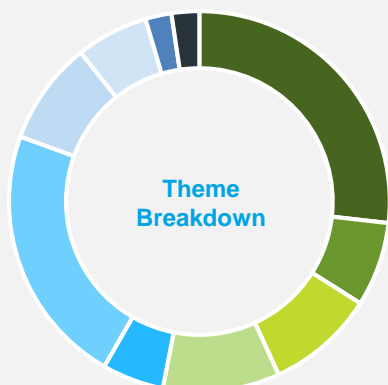
Indicative Characteristics

Holdings: 50-70
Expected tracking error
Range: 4-7%
Average holding period: 3-6 years

Actual Characteristics

Holdings: 59
Holding period: 7.9 years¹
Active Share vs Benchmark: 98%²

PORTFOLIO ANALYSIS AS AT 30 JUNE 2018



Resource Efficiency	26.44%
Cleaner Energy	6.65%
Environmental Services	9.34%
Sustainable Transport	9.85%
Water Management	5.83%
Health	22.58%
Safety	9.25%
Wellbeing	6.39%
Education	2.16%
Cash	1.52%

FUND AIM AND INVESTMENT PROCESS

The Fund focuses on the opportunities created by the transition to healthy, low carbon and sustainable economies. The investment team selects high-quality companies from nine broad themes with strong growth characteristics to create a globally diversified portfolio. We develop long-term relationships with company managements to promote the best environmental, social and economic outcomes.

Top Ten Holdings as at 30 June 2018

Stock	Theme	Description	Holding
Intertek Group	Safety	Offers quality, safety, performance and regulatory testing services to renewable energy companies in over 100 countries and is developing a greenhouse gas, environmental and health and safety consulting business.	2.42%
Danaher	Health	Exposed to several WHEB themes, but it is categorised in the Health theme because of its design and manufacture of medical products including instrumentation, software and diagnostics for new drugs and critical care.	2.39%
Xylem	Water Management	A designer, manufacturer, equipment and service provider for water and wastewater applications which address water collection, distribution, and use to its return to the environment.	2.37%
Thermo Fisher	Health	A leading provider of analytical instruments, equipment, reagents and consumables, software and services for research, analysis, discovery and diagnostics in healthcare industries.	2.36%
WabCo	Safety	Manufactures advanced braking systems to improve the safety of commercial vehicles. It is also developing a variety of sensors and electronic components for more automated and efficient logistic services.	2.36%
Praxair	Environmental Services	Supplies a variety of gases to manufacturing, petrochemical and electronics industries and also to the healthcare sector. These are used in a variety of applications to make manufacturing processes more efficient and to reduce harmful emissions.	2.33%
Agilent Tech	Health	A provider of bio-analytical measurement solutions to the life sciences, chemical analysis and healthcare industries as well as pollutant monitoring equipment for food and human body contaminant measurement.	2.30%
Orpea	Well-Being	A leading operator of nursing homes for the elderly, post-acute and psychiatric clinics in France which is expanding its operations across Europe. It has adopted a quality-based strategy to care which helps it maintain high standards.	2.30%
Ecolab	Water Management	A global provider of hygiene products to restaurants, hotels and hospitals with an emphasis on energy and water efficiency	2.28%
CVS Health	Health	The company engages in pharmacy benefit management services; mail order, retail and specialty pharmacy; disease management programs; and retail clinics.	2.27%

Biggest Movers over the month in local currency – Top 3 Performers

Stock Name	Performance during Month	What Happened
Premier Inc	11.53%	Continued recovery from better than expected May results
TPI Composites	11.58%	Bulge bracket broker upgrade to Buy from Neutral.
Kingspan Group	8.28%	No company / sector-specific newsflow

Biggest Movers over the month in local currency – Bottom 3 Performers

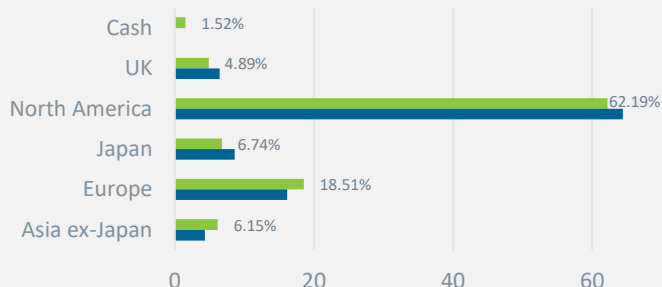
Stock Name	Performance during Month	What Happened
Daifuku	-14.07%	Trade war risk affecting global industrial names
Horiba	-13.91%	Trade war risk impacting automobile-exposed names
BTG	-13.50%	Market worries about potential competitive pressures in pharma segment

Significant Portfolio Changes

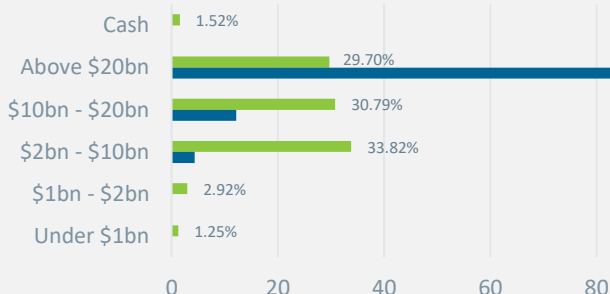
Stock Name	Purchase or sale	Theme	Brief description or sale rationale
None.			

PORTFOLIO ANALYSIS AS AT 30 JUNE 2018

Geographic Allocation



Market Capitalisation Allocation



Percentage values refer to FP WHEB Sustainability data

Comparative Performance (Figures are historic and past performance is not a reliable guide to future performance.)

Cumulative Performance	1 month	3 months	Year to date	12 months	3 years	5 years
FP WHEB Sustainability C Primary Share Class (GBP)	-1.76%	7.02%	4.74%	9.10%	48.19%	86.25%
MSCI World Total Return (GBP)	0.74%	8.10%	2.90%	9.30%	52.06%	84.51%

Discrete Performance	June 2017 – June 2018	June 2016 – June 2017	June 2015 – June 2016	June 2014 – June 2015	June 2013 – June 2014
FP WHEB Sustainability C Primary Share Class (GBP)	9.10%	24.12%	9.44%	13.29%	10.94%
MSCI World Total Return (GBP)	9.30%	21.64%	14.38%	10.27%	10.04%

SHARE CLASSES AND FUND INFORMATION

C share class (ACC: GBP)

214.82p Share Price
1.03% Ongoing Charge
ISIN: GB00B8HPRW47
SEDOL: B8HPRW4

C share class (INC: GBP)

159.87p Share Price
1.03% Ongoing Charge
Income Frequency:
Annual Dividend Record Date: 28 February
Last Dividend (28/02/18): 1.2935p
ISIN: GB00BHBFFN03
SEDOL: BHBFFN0

C share class (ACC: CHF)

103.65 cents Share Price
1.03% Ongoing Charge
ISIN: GB00BF7M1G66
SEDOL: BF7M1G6

C share class (ACC: EUR)

104.85 cents Share Price
1.03% Ongoing Charge
ISIN: GB00BF7M1771
SEDOL: BF7M177

B share class (ACC: GBP)³

157.44p Share Price
0.53% Ongoing Charge
£10m minimum investment
ISIN: GB00B6Y2LD34
SEDOL: B6Y2LD3

A share class (ACC: GBP)

211.62p Share Price
1.68% Ongoing Charge
ISIN: GB00B4LDCG53
SEDOL: B4LDCG5

Key Dates

Annual report 28 February
Interim report 31 August

Authorised Corporate Director (ACD):
Fund Partners Limited

Fund Administrator:
DST Financial Services International Limited

THE INVESTMENT TEAM

The investment team is one of the most experienced in the sector with a leading edge in the analysis and integration of positive impact and environmental, social and governance factors into stock selection and financial performance. Ted Franks, fund manager, works with Seb Beloe, Ty Lee and Ben Kluffinger in a close-knit team.

The team is supported by George Latham, Chief Investment Officer, and Geoff Hall, Chairman.



Ted Franks,
CA, CFA
Partner,
Fund Manager



Seb Beloe
MSc, DIC, CEnv
Partner
Head of Research



Ty Lee
CFA
Associate
Fund Manager



Ben Kluffinger
PhD, CFA
Senior Analyst

CONTACT US

George Latham, Managing Partner and CIO
george.latham@whebgroup.com +44 20 3219 3414

Libby Stanley, Business Development Manager
libby.stanley@whebgroup.com +44 020 3219 3410

Footnotes and important risk warnings

The FP WHEB Sustainability Fund was originally launched on 8 Jun 2009. Effective re-launch as at 30 April 2012 after the portfolio was transitioned to a new investment process by a new investment team.

¹The average holding period is derived from the fund turnover at the last reporting date (twelve months to 28.02.2018, Source: Apex Fund Services). The figure is annualised and adjusted so as not to double count buys and sells. It is then inverted so that, for example, 50% turnover would equate to a two year average holding period.

²Active Share refers to the % overlap between the Fund and MSCI World Index weightings. Data as at 31 March 2018, source: Bloomberg.

³The minimum investment level for the B share class is £10m. It is planned to close the B share class to new investors when that share class approaches £100m.

Data for Geographic and Market Capitalisation allocations are provided by Bloomberg. Data for Theme Breakdown is provided by Apex Services. Small differences in cash percentage figures may arise. Performance figures for the FP WHEB Sustainability Fund are calculated mid to mid. Index data are provided by MSCI Barra via Bloomberg, calculated using GBP. The MSCI World Index is quoted at month end with net dividends reinvested and without the deduction of any expenses (in contrast to the portfolio). The MSCI World Index is unmanaged and cannot be invested in directly.

Source: MSCI. The MSCI information may only be used for your internal use, may not be reproduced or disseminated in any form and may not be used as a basis for or a component of any financial instruments or products or indices. None of the MSCI information is intended to constitute investment advice or a recommendation to make (or refrain from making) any kind of investment decision and may not be relied on as such. Historical data and analysis should not be taken as an indication or guarantee of any future performance analysis, forecast or prediction. The MSCI information is provided on an "as is" basis and the user of this information assumes the entire risk of any use made of this information. MSCI, each of its affiliates and each other person involved in or related to compiling, computing or creating any MSCI information (collectively, the "MSCI Parties") expressly disclaims all warranties (including, without limitation, any warranties of originality, accuracy, completeness, timeliness, non-infringement, merchantability and fitness for a particular purpose) with respect to this information. Without limiting any of the foregoing, in no event shall any MSCI Party have any liability for any direct, indirect, special, incidental, punitive, consequential (including, without limitation, lost profits) or any other damages. (www.msci.com)

Risks include: the price of shares ("Shares") in FP WHEB Sustainability Fund ("Fund") may increase or decrease and you may not get back the amount originally invested, for reasons including adverse market and foreign exchange rate movements. Past performance is not a guide to future returns. The Fund invests in equities and is exposed to price fluctuations in the equity markets, and focuses on investments in mid-sized companies in certain sectors so its performance may not correlate closely with the MSCI World Index (the Fund's benchmark). For full risks, please see fund prospectus on www.whebgroup.com.

General: This factsheet ("Factsheet") is issued by WHEB Asset Management LLP ("WHEB Asset Management"). It is intended for information purposes only and does not constitute or form part of any offer or invitation to buy or sell any security including any shares in the FP WHEB Sustainability Fund, including in the United States. It should not be relied upon to make an investment decision in relation to Shares in the FP WHEB Sustainability Fund or otherwise; any such investment decision should be made only on the basis of the Fund scheme documents and appropriate professional advice. This Factsheet does not constitute advice of any kind, investment research or a research recommendation, is in summary form and is subject to change without notice. The performance shown does not take account of any commissions and costs charged when subscribing to and redeeming shares. WHEB Asset Management has exercised reasonable care in preparing this Factsheet including using reliable sources, however, makes no representation or warranty relating to its accuracy, reliability or completeness or whether any future event may or may not occur. This Factsheet is only made available to recipients who may lawfully receive it in accordance with applicable laws, regulations and rules and binding guidance of regulators. WHEB Asset Management LLP is registered in England and Wales with number OC 341489 and has its registered office at 7 Cavendish Square, London, W1G 0PE. WHEB Asset Management LLP is authorised and regulated by the Financial Conduct Authority with Firm Reference Number 496413. Fund Partners Limited (formerly IFDS Managers Limited) is the Authorised Corporate Director of the Fund and is authorised and regulated by the Financial Conduct Authority with Firm Reference Number 469278 and has its registered office at Cedar House, 3 Cedar Park, Cobham Road, Wimborne, Dorset, BH21 7SB. The state of the origin of the Fund is England and Wales. The Representative in Switzerland is ACOLIN Fund Services AG, Affolternstrasse 56, CH-8050 Zurich, whilst the Paying Agent is Bank Vontobel Ltd, Gotthardstrasse 43, CH-8022 Zurich. The relevant documents such as the prospectus, the key investor information document (KIIDs), the Articles of Association as well as the annual and semi-annual reports may be obtained free of charge from the representative in Switzerland.